

To make our brake shoes service longer, and help the vehicle's high performance; we use:

- Material: High strength, high tensile, certified material, with even radius..
- Surface: Powder coating or a technique of electro paint, exceeding International salt spray test standards, for excellent resistance against water and chemicals, and deicers on the road.

When tractors and trailers come in for repairs, Mechanics need to decide whether to use relined shoe or, OEM quality NEW shoe. Most of the time, relined brake shoe is twisted, stretched and distorted because of the previous use/s. This may result a safety hazard, and more frequent unscheduled brake jobs. Chose NEW shoe and better lining and cut down your maintenance and downtime costs. We also priced our shoes competitive so you will not have to think about the cost....

SHOE BOX KITS							
	ALPAR #	REFERENCE			RIVET / KIT / DIMENSION / DESCRIPTION		
	H-21401	4515 Q	4515	10-8	H-24101HD	16½X7"	Shoe Box Kit
	H-21402	4702	4702	10-8	H-24111	15X4"	Shoe Box Kit
	H-21403	4515X3	4515	10-8	H-24102HD	16.5X7"	Shoe Box Kit
	H-21404	1443	1443	10-8	H-24107	15x4"	Shoe Box Kit
	H-21405	4551	4551	10-8	H-24101HD	16½X8 ⁵ / ₈	Shoe Box Kit




SHOE BOX KITS

	ALPAR #	REFERENCE		RIVET / KIT / DIMENSION / DESCRIPTION			
	H-21406	4311	4311	10-8	H-24103HD	16.5X7"	Shoe Box Kit
	H-21407	4707 Q+	4707	10-8	H-24101HD	16.5X7"	Shoe Box Kit
	H-21408Q	1308Q	1308	10-7	H-24107	15X4"	Shoe Box Kit
	H-21408E	1308E	1308	10-7	H-24107	15X4"	Shoe Box Kit
	H-21409	4709	4709	10-8	H-24109	16.5X7"	Shoe Box Kit
	H-21410	4524Q	4524	10-8	H-24101HD	16.5X5"	Shoe Box Kit



BARE SHOES

	ALPAR #	REFERENCE		RIVET / DIMENSION / DESCRIPTION			
	H-21101	4515 Q	E-6075	10-8	Q TYPE	16.5X7"	BARE SHOE
	H-21102	4702	E-9062	10-8	Q+ TYPE	15X4"	BARE SHOE
	H-21103	4515X3	E-5487	10-8	XEM TYPE	16.5X7"	BARE SHOE
	H-21104	1443	E-5139	10-8	EXTENDED	15x4"	FRONT SHOE
	H-21105	4551	E-3713	10-8	Q TYPE	16½X8⁵⁄₈	BARE SHOE
	H-21106	4311	E-2819	10-8	Q	16.5X7"	BARE SHOE
	H-21107	4707 Q+	E-5503	10-8	Q+ TYPE	16.5X7"	BARE SHOE
	H-21108Q	1308Q	E5528	10-7	Q TYPE	15X4"	BARE SHOE
	H-21108E	1308E	E-5126	10-7	EATON TYPE	15X4"	FRONT SHOE
	H-21109	4709	E-5480	10-8	EXTENDED	16.5X7"	BARE SHOE
	H-21110	4524Q	E-3303	10-8	Q TYPE	16.5X5"	BARE SHOE









	ALPAR #	REFERENCE		RIVET / DIMENSION / DESCRIPTION			
	H-21111	4715	E-10847	10-8	Q+ TYPE	16.5X6"	BARE SHOE
	H-21112	4718	E-10850	10-8	Q+ TYPE	16.5X8"	BARE SHOE
	H-21113	4720	E-1854	10-8	Q+ TYPE	16.5X5"	BARE SHOE
	H-21114	4644	E4644	10-8	Q TYPE	16.5X8"	BARE SHOE

BRAKE ASSEMBLIES

 	ALPAR #	REFERENCE		RIVET / DIMENSION / DESCRIPTION			
	H-21201	4515 Q	4515	10-8	Q TYPE	16.5X7"	LINED SHOE
	H-21202	4702	4702	10-8	Q TYPE	15X4"	LINED SHOE
	H-21203	4515X	4515	10-8	Q TYPE	16.5X7"	LINED SHOE
	H-21204	1443	1443	10-8	Q TYPE	15x4"	LINED SHOE
	H-21205	4551	4551	10-8	Q TYPE	16½X8⅝	LINED SHOE
	H-21206	4311	4311	10-8	Q TYPE	16.5X7"	LINED SHOE
	H-21207	4707 Q+	4707	10-8	Q TYPE	16.5X7"	LINED SHOE
	H-21208Q	1308Q	1308	10-7	Q TYPE	15X4"	LINED SHOE
	H-21208E	1308E	1308	10-7	Q TYPE	15X4"	LINED SHOE
	H-21409	4709	4709	10-8	Q TYPE	16.5X7"	LINED SHOE
	H-21210	4524Q	4524	10-8	Q TYPE	16.5X5"	LINED SHOE



EUROPEAN BRAKE SHOES				
	ALPAR #	REFERENCE	DIMENSIONS	DESCRIPTION
	H-21121	05.091.26.64.2	420X180	OLD GENERATION
	H-21122	05.091.27.54.2	420X200	OLD GENERATION
	H-21123	05.091.46.17.0	420X180	NEW GENERATION
	H-21124	05.01.27.83.0	420X200	NEW GENERATION
	H-21125	05.091.27.82.1	420X220	NEW GENERATION
	H-21126	05.091.19.24.1	360X180	NEW GENERATION LOW RIDER
	H-21127	05.091.19.22.1	360X200	NEW GENERATION LOW RIDER
	H-21131	81.50201.6211	410x140	MAN 14 Steel Shoe
	H-21132	A 620 420 00 19	410x160	Benz 16 Steel Shoe
	H-21133	A 620 420 03 19	410x180	Benz 18 Steel Shoe
	H-21134	A 620 420 05 19	410x220	Benz 22 Steel Shoe
	H-21141	A 393 420 25 19	410x160	Benz 16 Cast Shoe
	H-21142	389 420 6119	410x180	Benz 18 Cast Shoe
	H-21143	305 420 0719	410x220	Benz 22 Cast Shoe
	H-21135 L/R		410x175	VOLVO BMC Steel Shoe
	H-21136 L/R		410x200	VOLVO BMC Steel Shoe
	H-21137 L/R		410x225	VOLVO BMC Steel Shoe
	H-21138		400x200	CARGO Steel Shoe



ALPAR #		REFERENCE DIMENSIONS		DESCRIPTION
	H-21223	05.091.46.17.0	420X180	NEW GENERATION LINED SHOE
	H-21224	05.091.27.83.0	420X200	NEW GENERATION LINED SHOE
	H-21225		420X220	NEW GENERATION LINED SHOE
	H-21226		360X200	NEW GENERATION LOW RIDER LINED SHOE
	H-21323	05.091.46.17.0	420X180	NEW GENERATION LINED SHOE W/ROLLERS
	H-21324	05.091.27.83.0	420X200	NEW GENERATION LINED SHOE W/ROLLERS
	H-21325		360X180	NEW GENERATION LOW RIDER W/ROLLERS
	H-21326		360X200	NEW GENERATION LOW RIDER W/ROLLERS
	H-21331	81.50201.6211 MAN 14	410x140	Steel Shoe W/ROLLERS
	H-21332	A 620 420 00 19 Benz 16	410x160	Steel Shoe W/ROLLERS
	H-21333	A 620 420 03 19 Benz 18	410x180	Steel Shoe W/ROLLERS
	H-21334	A 620 420 05 19 Benz 22	410x220	Steel Shoe W/ROLLERS
	H-21341	A 393 420 25 19 Benz 16	410x160	Cast Shoe W/ROLLERS
	H-21342	389 420 6119 Benz 18	410x180	Cast Shoe W/ROLLERS
	H-21343	305 420 0719 Benz 22	410x220	Cast Shoe W/ROLLERS